

# VALIDATION OF THE URDU VERSION OF EPIDEMIC PANDEMIC IMPACT INVENTORY AMONG PAKISTANI ADULTS

***RABIA KHAWAR<sup>1</sup>, SAMAVIA HUSSAIN<sup>2</sup>, NAZISH IMRAN<sup>3</sup>, IMRAN IJAZ HAIDER<sup>4</sup>***

<sup>1,2</sup>Department of Applied Psychology, Government College University Faisalabad, Pakistan

<sup>3</sup>King Edward Medical University Lahore, Pakistan

<sup>4</sup>Fatima Memorial Hospital College of Medicine & Dentistry Lahore, Pakistan

**CORRESPONDENCE: DR. RABIA KHAWAR E-mail: rabiakhawar@gcuf.edu.pk**

Submitted: June 13, 2022

Accepted: December 25, 2022

## ABSTRACT

### OBJECTIVE

The current research aimed at evaluating the psychometric properties of the EPII-Urdu version by analysing reliability and construct validity among Pakistani population.

### STUDY DESIGN

Cross-sectional study design was followed.

### PLACE AND DURATION OF STUDY

Data were collected during the first, second and third phases of COVID-19 in Pakistan, from June 2020 to July 2021.

### SUBJECTS AND METHODS

A convenient sample of 580 individuals above age 18 ( $M = 27.38$ ,  $SD = 9.19$ ) was drawn from different areas of Lahore and Faisalabad (Pakistan). First of all, written informed consent was given to the participants to follow ethical standards. Translated Urdu versions of The Epidemic Pandemic Impact Inventory, Flourishing Scale, WHO Brief Quality of Life Questionnaire, Depression Anxiety Stress Scale (DASS-21), and demographic sheet were applied to the participants.

### RESULTS

Results indicated excellent internal consistency of overall EPII Urdu version ( $\alpha = .92$ ); while all the subscales of EPII also showed good alpha reliability coefficients [work ( $\alpha = .75$ ), Education & Training ( $\alpha = .73$ ), Home Life ( $\alpha = .78$ ), Social Activities ( $\alpha = .78$ ), Economic ( $\alpha = .70$ ), Emotional Health & Wellbeing ( $\alpha = .73$ ), Physical Health Problems ( $\alpha = .71$ ), Physical Distance & Quarantine ( $\alpha = .81$ ), Infection History ( $\alpha = .74$ ) and Positive Change ( $\alpha = .76$ )]. Findings of test-retest reliability with a gap of three weeks on 31 participants were found to be satisfactory. Positive correlation of EPII Urdu version with subscales of DASS-21 and negative relationship with Flourishing Scale, and WHO BRIEF-QoL provided evidence for convergent and divergent validities respectively for Urdu version of EPII.

## **CONCLUSION**

Findings indicated that the EPII Urdu version proved to be a psychometrically sound instrument for measuring the impacts of COVID-19 among the Pakistani population.

## **KEYWORDS**

The Epidemic Pandemic Impact Inventory, COVID-19, Reliability, Validity.

## INTRODUCTION

Despite the availability of vaccinations for COVID-19 and by taking all the effective measures (imposing lockdown, quarantine, maintaining social distancing, wearing masks, using sanitizers, etc.) to tackle the spreading of COVID-19; this outbreak still exists and greatly influences all aspects of an individual's life. This pandemic had adverse psychological, physical and even economic effects all around the world. The first two confirmed cases of COVID-19 in Pakistan were reported in patients returning from a pilgrim in Iran on 26th February 2020. Within the next fifteen days, the number of confirmed cases increased to 20 and all of them had a travel history of China, Syria, London, and Iran. <sup>(1)</sup> A national action plan has been designed to tackle the outbreak and government enforced a lockdown for more than a month, which significantly slowing the spread of COVID-19, however, the government gradually eased the lockdown in the last week of April 2020 to relieve economic pressure. If we compare the performance of Pakistan during COVID-19 as a developing country having limited health care facilities, with a state-of-the-art healthcare system of developed countries, then it was quite surprising. Pakistan effectively managed the crisis of COVID-19, even with limited resources and poor economic conditions. According to The Economist's Normalcy Index 2021, Pakistan ranked among the 3<sup>rd</sup> successful country in the world in managing the COVID-19 outbreak effectively after Hong Kong and New Zealand. After experiencing a decrease in spreading of the virus, the Government of Pakistan introduced the policy of Smart Lockdown, which effectively worked and praised by WHO and other countries as well.

Researches revealed that due to strict lockdown, social isolation, uncertainty, and deteriorated economic conditions, people faced negative mental health issues and deteriorated wellbeing; <sup>(2)</sup> people in Pakistan also faced severe psychosocial, mental health issues and poor quality of life during COVID-19 <sup>(3,4)</sup>. All over the world, people were very much affected by COVID-19 in terms of physical, psychological, social, and economic perspectives; so, different measures have been developed and validated in different languages to measure all of these factors related to COVID-19. Some of these measures are as follows: The Coronavirus Anxiety Scale <sup>(5)</sup>, the Fear of COVID-19 Scale <sup>(6)</sup>, the Obsession with COVID-19 Scale <sup>(7)</sup>, COVID-19 Stress Scale <sup>(8)</sup>, the COVID-19

Pandemic Mental Health Questionnaire <sup>(9)</sup> and many more. All of these scales measure only the negative impact of the pandemic and literature revealed that COVID-19 had both positive and negative consequences on personal and community life so there was a need to measure these effects through a single scale, for this purpose Epidemic Pandemic Impacts Inventory was developed by Grasso et al. in 2020. <sup>(10)</sup> Since then, the inventory has received wide-ranging recognition from research community around the world and has been translated into different languages i.e., Urdu, Spanish and Brazilian Portuguese. This inventory covers socioeconomic, psychosocial, physical health, and quarantine-related aspects of COVID-19 on the population. EPII is in the development stage, that is why the psychometric evaluation is needed yet. So, the present research was carried out to evaluate the initial psychometric features of EPII in Urdu among the Pakistani population. By evaluating the psychometric properties of EPII Urdu, it will be helpful for health care professionals, psychologists, and researchers to make interventions and taking effective steps to uplift the social, psychological, and emotional health of individuals.

## **SUBJECT AND METHOD**

### **Procedure**

The main purpose of current cross-sectional research is to assess the psychometric features of the Urdu version of The Epidemic Pandemic Impact Inventory (EPII) by analyzing reliability (internal consistency, test-retest reliability), content and construct validity (convergent & discriminant), among Pakistani population. Data were collected during the first, second and third phases of COVID-19 in Pakistan, from June 2020 to July 2021. First of all, permission was obtained from the original author for psychometric evaluation of EPII Urdu. The measure was translated in Urdu in 2020 <sup>(11)</sup>. We collaborated with translators in the psychometric evaluation process to build an impactful research scenario. After getting approval from the Institutional Research Ethics Board (IRB) of University, we started data collection. The data were collected from two cities (Lahore & Faisalabad) of Pakistan through face-to-face interviews, apart from these cities online data through different social networking sites (Facebook, WhatsApp, LinkedIn, etc.), were also collected from other areas of the Pakistan (Multan, Islamabad, Sargodha, Toba Tek Singh, and Bahawalpur). Participants signed a written informed consent form and were assured that their

personal information will be kept confidential and exclusively used for research purposes. For test re-test reliability, the EPII-Urdu was administered to 31 participants after a gap of 21 days. A demographic information sheet to record the demographics of participants along with EPII Urdu was also administered to the sample. Brief instructions were given about questionnaires to the participants.

## **Participants**

A total of 640 questionnaires were distributed to the participants; out of these, 15 participants did not meet the inclusion criteria; 27 questionnaires were incomplete; 12 persons did not return the protocols and the data of 6 participants showed outliers. So, the final sample consisted of 580 individuals, both men ( $n = 209$ ) and women ( $n = 371$ ) above 18 years of age ( $M_{age} = 27.38$ ,  $SD_{age} = 9.19$ ). Data were collected through the convenient sampling technique. To adapt a measure in another language, 5 to 10 participants are required against 1 item <sup>(12)</sup>. So, the sample size for evaluating the psychometric properties of EPII in Urdu language with 92 items was calculated as ( $92 \times 5 = 460$ ). The sample consisted of Health care professionals (doctors, nurses, ward boys, etc), educationists, college and university students, business owners, police officers, engineers, housewives, and laborers, etc. Participants were approached through an online survey ([www.googleforms.com](http://www.googleforms.com)) and from different hospitals, educational institutes, shopping malls, shops, etc. It was made sure that participants were healthy and can comprehend Urdu language. Individuals below 18 years of age and suffering from any physical and psychological illness were excluded.

## **Measures**

**The Epidemic Pandemic Impact Inventory (EPII):** The Epidemic Pandemic Impact Inventory (EPII) was developed by Grasso et al. in 2020. EPII measures both positive and negative effect of COVID-19 including socioeconomic, physical health & quarantine, and psychosocial impacts on the population. EPII consists of 92 self-report items divided into ten subscales; Work (11 items), Education and Training (2 items), Homelife (13 items), Social activities (10 items), Economic (5 items), Emotional health and well-being (8 items), Physical health problems (8 items), Physical

distance and quarantine (8 items), Infection history (8 items), and Positive change (19 items). Items were responded to three types of answers, Yes me or Yes a person at home, No, and N/A. As EPII is a newly developed instrument, that is why optimal scoring procedure and psychometric properties were not clarified yet and will be provided in the future.

**Flourishing Scale (FS):** <sup>(13)</sup> Flourishing Scale is a brief 8-item self-report measure that is used to evaluate the participant's self-professed achievements in key areas for example self-worth, determination, associations, and optimism. FS offers a single psychological well-being total on 7 point Likert scale, from 1 (strongly disagree) to 7 (strongly agree). High scores indicated an individual with more psychological strengths and resources. In the present research Urdu version of Flourishing Scale with strong psychometric properties was used <sup>(14)</sup>.

**Depression, Anxiety, Stress Scale (DASS-21):** <sup>(15)</sup> DASS-21 was used to assess the individual's psychological distress (depression, anxiety, stress) over the past two weeks. It is a 4-point Likert scale ranging from 0 (Did not apply to me at all) to 3 (very much applied to me). The scale was divided into 3 subscales and each subscale contains seven items. For current study two subscales, depression and anxiety were included. DASS-21 showed good psychometric properties. In current research Urdu version of DASS-21 was used <sup>(16)</sup>.

**WHO Brief Quality of Life Questionnaire (WHOQOL-BRIEF):** <sup>(17)</sup> WHO QoL is a 26 items self-administered questionnaire that assesses one's quality of life in four areas (psychological, physical, environmental & social). It is a 5 point Likert type scale, ranging from 1 to 5 (very dissatisfied to very satisfied) and high scores indicate better quality of life. WHOQOL-BREF Urdu version had strong psychometric properties <sup>(18)</sup>.

**Socio-demographic Information Form:** A socio-demographic information form was used to collect the essential demographics of the sample including name (optional), gender, age, family size, education, marital status, area of residence, monthly income, occupation, etc.

## Statistical Analyses

Data were analyzed by Statistical Package for Social Sciences 22 version (IBM SPSS Corp.; Armonk, NY, USA). For categorical variables, the frequency of demographic information was determined, while for continuous data, the mean and standard deviation were calculated. Reliability analyses were computed through internal consistency, test-retest reliability and intra-class correlation coefficients. Convergent and divergent validities were established with respect to Flourishing Scale, Depression Anxiety Stress Scale (DASS21) and WHO Brief Quality of Life Questionnaire.

## RESULTS

### Demographic Characteristics of Sample and Descriptive Statistics

Table 1 showed the detailed socio-demographic characteristics of the individuals such as gender, age, residence, family size, marital status, and occupation, etc. Frequency and percentages of categorical variables (gender, marital status, residential area, occupation) and descriptive statistics of continuous variables (age, education, family size, monthly income, and earning members) were given in the table.

Table 2 showed that data is normally distributed as per criteria for social sciences (skewness  $< \pm 2$ , & kurtosis  $< \pm 7$ ) that is suitable for parametric statistics.

**Table 1**

Socio-Demographic Characteristics of the Participants

Variables	Groups	<i>M(SD)</i>	<i>f (%)</i>
Age		27.38 (9.19)	
Education		14.29 (4.68)	
House Area (Marla)		6.51 (4.53)	
Family size		6.89 (2.83)	
Total monthly Income (In PKR)		51462.18 (57537.35)	
Earning members in family		1.92 (1.33)	

Gender	Male	209 (36)
	Female	371 (64)
	Total	580 (100)
Marital Status	Single	412 (71)
	Married	157 (27.1)
	Separated/Widowed/Divorced	11 (1.9)
	Total	580 (100)
Residence	Urban	509 (87.8)
	Rural	71 (12.2)
	Total	580 (100)
Occupation	Health professionals	80 (13.79)
	Educationists	65 (11.21)
	College & University Students	200 (34.48)
	Business owners	70 (12.07)
	Police officers	25 (4.31)
	Engineers	10 (1.72)
	House Wives	50 (8.62)
	Laborers	40 (6.90)
	Others	40 (6.90)
	Total	580 (100)

**Table 2**

Descriptive Statistics for Urdu Version of the Epidemic–Pandemic Impacts Inventory (EPII)

Scales	<i>N</i>	<i>Mini</i>	<i>Maxi</i>	<i>M</i>	<i>SD</i>	Skewness		Kurtosis	
						Statistic	<i>SE</i>	Statistic	<i>SE</i>
Work	580	0	11	3.61	2.66	.478	.101	-.399	.203



Education & Training	580	0	2	1.31	.844	-.642	.101	-1.295	.203
Home life	580	0	13	2.96	2.74	.958	.101	.672	.203
Social activities	580	0	10	5.30	2.73	-.275	.101	-.816	.203
Economics	580	0	5	1.25	1.40	1.034	.101	.215	.203
Emotional									
Health & Well being	580	0	8	2.66	2.03	.511	.101	-.456	.203
Physical Health Problems	580	0	8	2.85	2.08	.337	.101	-.605	.203
Physical Health & Quarantine	580	0	8	2.02	2.27	.981	.101	-.056	.203
Infection History	580	0	8	1.03	1.58	1.961	.101	4.002	.203
Positive Change	580	0	19	9.67	3.96	-.014	.101	-.194	.203

### Reliability Analysis for Overall and Subscales

Table 3 showed the results of reliability analysis; it indicated excellent internal consistency of overall EPII Urdu version ( $\alpha = .92$ ); while all the subscales of EPII showed good alpha reliability coefficients [work ( $\alpha = .75$ ), Education & Training ( $\alpha = .73$ ), Home Life ( $\alpha = .78$ ), Social Activities ( $\alpha = .78$ ), Economic ( $\alpha = .70$ ), Emotional Health & Wellbeing ( $\alpha = .73$ ), Physical Health Problems ( $\alpha = .71$ ), Physical Distance & Quarantine ( $\alpha = .81$ ), Infection History ( $\alpha = .74$ ) and Positive Change ( $\alpha = .76$ )]. All of these subscales showed good to excellent alpha reliability.

**Table 3**

Reliability Coefficients for Total and Subscales of EPII- Urdu

Scales	<i>K</i>	<i>M</i>	<i>SD</i>	$\alpha$
Total scale	92	32.66	13.29	.91
Work	11	3.61	2.66	.75

Education & training	2	1.31	.84	.73
Home life	13	2.96	2.74	.78
Social Activities	10	5.30	2.73	.78
Economic	5	1.25	1.40	.70
Emotional Health and Wellbeing	8	2.66	2.03	.73
Physical Health Problems	8	2.85	2.08	.71
Physical Distancing and Quarantine	8	2.02	2.27	.81
Infection History	8	1.03	1.59	.74
Positive Change	19	9.67	3.97	.76

### Test-retest Reliability Analysis

Table 4 showed the results of test-retest reliability coefficients for all the subscales of Epidemic Pandemic Impact Inventory (EPPI) on 31 participants with a gap of 21 days (three weeks). Results indicated that all the subscales (except education and physical health & quarantine) had significant test-retest correlation ranging from .42 to .82. The means and standard deviations of time 1 and time 2 were approximately the same. The interclass correlation coefficients for all the subscales (except physical health & quarantine) with the absolute agreement were also significant, ranging from .51 to .89. The overall table showed significant satisfactory test-retest reliability coefficients for subscales of Epidemic Pandemic Impact Inventory.

**Table 4**

Test re-test Reliability and Intra-Class Correlation Coefficients for Epidemic–pandemic Impacts Inventory (EPII)

Scales	T1 <i>M(SD)</i>	T2 <i>M(SD)</i>	<i>t</i>	<i>r</i>	<i>ICC</i>
Work	2.74 (2.48)	2.81 (2.76)	-.15	.56**	.72**
Education & Training	1.52 (.76)	1.55 (.67)	-.21	.33	.51*
Home life	2.94 (2.17)	2.77 (2.03)	.68	.81***	.89***

Social activities	4.19 (2.41)	4.19 (2.44)	.00	.77***	.87***
Economics	1.10 (1.04)	1.00 (.89)	.90	.82***	.89***
Emotional health & well-being	2.55 (1.85)	2.42 (1.65)	.45	.58**	.74***
Physical health problems	2.68 (1.93)	2.94 (1.88)	-.76	.51**	.67**
Physical health & Quarantine	1.65 (1.89)	2.13 (1.72)	-1.24	.28	.43
Infection history	1.68 (1.83)	1.65 (2.02)	.14	.79**	.88***
Positive change	9.58 (3.37)	9.74 (3.95)	-.23	.42*	.59*

\* $p < .05$ , \*\* $p < .01$ , \*\*\* $p < .001$ .

### Construct Validity (Convergent & Divergent Validities)

Table 5 showed inter-correlation among subscales of Epidemic Pandemic Impacts Inventory, flourishing scale, two subscales of DASS-21 (depression, anxiety) and subscales of WHO Brief QoL (physical health, psychological health, social relations & environmental health). All the subscales of EPII (except social activities and positive change) were negatively correlated with flourishing, quality of life subscales and had a positive association with depression and anxiety scales; while social activities and positive change were positively associated with flourishing and quality of life and negative relationship was found with depression and anxiety. Work (subscale of EPII) showed a significant negative relationship with psychological and environmental quality of life. Positive change (subscale of EPII) had a significant positive relationship with flourishing, physical and psychological well-being. These findings provided evidence for establishing convergent and discriminant validities respectively for the Urdu translated version of EPII.

**Table 5**

Inter correlation among Subscales of The Epidemic Pandemic Impacts Inventory (EPII), Flourishing Scale, DASS-21 and WHO Brief QoL

Variables	Flourishing	Depression	Anxiety	Physical health	Psychological health	Social relations	Environmental health
Work	-.07	.13	.03	-.15	-.20*	-.15	-.29***
Education & Training	.20*	-.03	-.03	.08	.06	.18*	.00
Home Life	.10	.06	.16	-.13	-.08	.04	-.14
Social Activities	-.06	.03	.07	-.01	-.11	-.11	-.09
Economics	-.02	.12	-.05	-.02	-.02	-.02	-.23**
Emotional health & well-being	-.01	.09	.01	-.03	-.004	-.05	-.07

Physical health problems	-.03	.07	.03	-.03	-.03	-.01	-.12
Physical health & quarantine	-.02	.01	.03	-.04	-.08	-.01	-.19**
Infection history	-.05	.05	.01	-.12	-.08	-.07	-.17*
Positive change	.23**	-.04	-.04	.16*	.24**	.08	.09

\*\* $p < .01$ , \* $p < .05$ .

### Logistic Regression Analyses

Results of Logistic regression analysis through enter method (Table 6) showed that only two subscales of EPII economic conditions and infection history proved to be significant predictors among males by explaining 4% of the variance. For residential area, two dimensions (health & wellbeing and physical health & quarantine) emerged as significant predictors for people resident in rural areas while the infection history subscale proved to be a significant predictor for urban areas by explaining 8% of the variance.

**Table 6**

Logistic Regression Analyses for Gender, Area of Residence and Family Type across Subscales of EPII

Variables	Gender					Area of Residence				
	$\beta$	$p$	OR	95% C.I.		$\beta$	$p$	OR	95% C.I.	
				LL	UL				LL	UL
Work	.03	.407	1.03	.95	1.11	-.07	.223	.93	.83	1.04
Education & Training	.05	.608	1.06	.85	1.31	.22	.199	1.25	.89	1.74
Home Life	-.08	.059	.92	.85	1.00	-.07	.320	.94	.82	1.07

Social Activities	.07	.088	1.07	.99	1.15	-.10	.087	.90	.80	1.01
Economic	.18	.029	1.20	1.02	1.40	.21	.082	1.23	.97	1.55
Emotional Health & Wellbeing	-.03	.682	.97	.86	1.10	.22	.017	1.25	1.04	1.50
Physical Health	-.06	.297	.94	.84	1.05	-.14	.103	.87	.74	1.03
Physical Health & Quarantine	-.02	.702	.98	.89	1.08	.14	.039	1.15	1.01	1.32
Infection History	.14	.036	1.15	1.01	1.30	-.28	.016	.76	.60	.95
Positive Change	-.02	.382	.98	.94	1.03	.04	.237	1.04	.97	1.12

Note: \* $p < .05$ .

Gender:  $R^2$  .03 (Cox & Snell), .04 (Nagelkerke); Omnibus Model Chi Square = 15.84,  $p = .104$ .

Area of Residence:  $R^2$  .04 (Cox & Snell), .08 (Nagelkerke); Omnibus Model Chi Square = 25.37,  $p < .01$ .

## DISCUSSION

The main objective of the present research was to determine the psychometric features of the Urdu version of the Epidemic Pandemic Impact Inventory (EPII) among the Pakistani population. Cronbach's alpha level was used to assess the internal consistency of overall EPII and subscales. Alpha reliability is directly influenced by the number of items in a measure; more the items higher the alpha level will be. EPII Urdu showed excellent Cronbach's alpha level (.91) for the overall scale, while all the subscales also showed good internal consistency ranging from .70 to .81. These findings are consistent with other COVID-19 related measures, i.e., COVID-19 related Psychological Distress, Fear of COVID-19, and Coronavirus Stress Measure. Other COVID-19 related measures translated into Urdu language, i.e., Obsession with Covid-19 Scale and Fear of COVID-19 Scale Urdu versions also showed good alpha reliability, which is in compliance with our findings<sup>(19, 20)</sup>. Results of test-retest reliability with a gap of 21 days on 31 participants showed non-significant discrepancies between time 1 ( $T_1$ ) and time 2 ( $T_2$ ). Test-retest reliability was measured through correlation coefficients, repeated measure t-test and Intra-class Correlation Coefficient (ICC). A two-way random effect model and absolute agreement were followed to compute ICC. ICC values  $> .75$  regarded as excellent agreement, values ranging from .60 to .74 regarded as good agreement, .40 to .59 ranges showed moderate agreement and less than .40

showed poor agreement <sup>(21)</sup>. In our study, the results of ICC at test-retest reliability for all dimensions showed significant results ( $>.05$ ,  $>.01$ ,  $>.001$ ) except for the physical health and quarantine domain. Home-life, social activities, economics, and infection history subscales showed excellent agreement ( $>.75$ ), work, emotional health & wellbeing, physical health problems indicated good agreement (.60 to .74) while two subscales—education & training and positive change showed moderate agreement (.40 to .59) with overall scale.

Convergent and divergent validities of EPIL were assessed through the flourishing scale, two subscales of DASS-21 (depression, anxiety), and WHO Brief QoL. All the subscales of EPIL (except social activities and positive change) were negatively correlated with flourishing, WHO QoL subscales and had a positive association with depression and anxiety scales; while social activities and positive change were positively associated with Flourishing Scale and WHOQoL and negative relationship was found with depression and anxiety. During lockdown, most people did their jobs from home, which was not an ideal condition for working and suggested that a healthy working environment is a significant predictor of psychological health and work-related quality of life. Literature also revealed that work from home had a significant negative impact on psychological and environmental well-being of individuals during COVID-19. <sup>(22)</sup> Due to the closure of markets, offices and all other work-related sites, people faced deteriorated economic conditions which ultimately declined their quality of life. <sup>(23)</sup> Apart from the negative consequences of COVID-19, there are lots of positive changes that were also observed during this pandemic. Due to complete lockdown, people had plenty of time to spend with their families without bothering their work-related responsibilities; this quality time enhances their well-being by helping them to build strong interpersonal relations. <sup>(24)</sup> Furthermore, Pakistan had collectivistic cultural norms where social adaptations towards any problem play a major role in adapting positive coping strategies among the population, which help them to experience a better quality of life. Our findings are in compliance with a previous study conducted in China during covid-19, which showed that social adaptation helps individuals to nurture and bring a strong sense of control over problems <sup>(25)</sup>. These results provided evidence for establishing convergent and discriminant validities respectively for the Urdu translated version of EPIL.

Findings from Logistic Regression analysis revealed that males were more affected by economic conditions and infection history during COVID-19. Pakistan is a male dominant society and male members of the family were considered caregivers for the rest of the family in terms of feeding and to fulfill all other life necessities; that is why they were at more risk of getting infections by going outside for work and experiencing more stress related to economic conditions. In Pakistan, males have the freedom to spend more time outside the home with friends, but during the lockdown, staying home creates stress for them. A study conducted in Pakistan by Imran et al. also revealed that men were more affected by infection history during COVID-19. Our findings showed that people living in rural areas experienced better health and well-being during the Coronavirus pandemic; because in rural areas people experienced healthy environmental conditions, extended family system, harmony and social support which contributed to better quality of life and well-being among people residing in rural areas. Imran et al. supported our findings related to the area of residence.

## **CONCLUSION**

In conclusion, the present study provides evidence for psychometric evaluation of the Epidemic Pandemic Impact Inventory Urdu version (EPII-U). This inventory was validated in Urdu to assess the positive and negative impacts of COVID-19 on the Pakistani population. EPII proved to be a valid and reliable tool to assess the impacts of the pandemic on the population across several domains. Apart from the significant findings of the current study, a few limitations were also observed. One limitation of the study was geographical, as the most of the data were collected from two cities (Lahore & Faisalabad) due to convenience sampling. Another flaw of this study was the unbalanced gender-based sample; a more balanced gender-based sample would have yielded more accurate results. In addition, our sample size is small in the future large sample size should be used for generalizability. In our study, we did not compute CFA future researchers should consider this limitation.



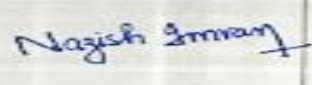


## REFERENCES

1. Waris A, Atta UK, Ali M, Asmat A, Baset AJ. COVID-19 outbreak: current scenario of Pakistan. *New Microbes and New Infections*. 2020; 35:100681.  
<http://doi.org/10.1016/j.nmni.2020.100681>
2. Ozamiz-Etxebarria N, Idoiaga Mondragon N, Dosil Santamaría M, Picaza Gorrotxategi M. Psychological symptoms during the two stages of lockdown in response to the COVID-19 outbreak: an investigation in a sample of citizens in Northern Spain. *Front Psychol*. 2020; 11:1491. <http://doi.org/10.3389/fpsyg.2020.01491>.
3. Mukhtar S. Mental health and psychosocial aspects of coronavirus outbreak in Pakistan: psychological intervention for public mental health crisis. *Asian J Psychiatr*. 2020; 51:102069.
4. Balkhi F, Nasir A, Zehra A, Riaz R. Psychological and behavioral response to the coronavirus (COVID-19) pandemic. *Cureus*. 2020; 12(5).doi: 10.7759/cureus.7923
5. Lee SA. Coronavirus Anxiety Scale: A brief mental health screener for COVID-19 related anxiety. *Death Studies*. 2020; 44(7):393-401.
6. Ahorsu DK, Lin CY, Imani V, Saffari M, Griffiths MD, Pakpour AH. The fear of COVID-19 scale: development and initial validation. *Int J Ment Health Addict*. 2020:1-9.  
<https://doi.org/10.1007/s11469-020-00270-8>.
7. Lee SA. How much “Thinking” about COVID-19 is clinically dysfunctional? *Brain, Behavior, and Immunity*. 2020; 87:97. <https://doi.org/10.1016/j.bbi.2020.04.067>
8. Taylor S, Landry CA, Paluszec MM, Fergus TA, McKay D, Asmundson GJ. Development and initial validation of the COVID Stress Scales. *J Anxiety Disord*. 2020; 72:102232.
9. Rek SV, Bühner M, Reinhard MA, Freeman D, Keeser D, Adorjan K, Falkai P, Padberg F. The COVID-19 pandemic mental health questionnaire (CoPaQ): Psychometric

- evaluation and compliance with countermeasures in psychiatric inpatients and non-clinical individuals. *BMC Psychiatry*. 2021; 21(1):1-5.
10. Grasso DJ, Briggs-Gowan MJ, Ford JD, Carter AS. The epidemic–pandemic impacts inventory (EPII). University of Connecticut School of Medicine. 2020.
  11. Imran N, & Haider I. (2020). EPIDEMIC -PANDEMIC IMPACTS INVENTORY (EPII) Urdu Translation.
  12. Hayran M, Hayran M. Basic statistics for medical researches. 1st ed. Ankara: Omega publication; 2011.
  13. Diener E, Wirtz D, Biswas-Diener R, Tov W, Kim-Prieto C, Choi DW, Oishi S. New measures of well-being. In *Assessing Well-being 2009* (pp. 247-266). Springer, Dordrecht.
  14. Choudhry FR, Al-Worafi YM, Akram B, Ahmed MA, Anwar ul Haq M, Khan TM, Rehman IU, Barki N, Munawar K, Kamal A, Kassab YW. Factor structure of urdu version of the flourishing scale. *Frontiers in Psychology*. 2018; 9:1513.
  15. Lovibond PF, Lovibond SH. The structure of negative emotional states: Comparison of the Depression Anxiety Stress Scales (DASS) with the Beck Depression and Anxiety Inventories. *Behav Res Ther*. 1995; 33(3):335-43.
  16. Farooqi Y, Habib M. Gender differences in anxiety, depression and stress among survivors of suicide bombing. *Pakistan Journal of Social and Clinical Psychology*. 2010; 8(2):145-53.
  17. World Health Organization. WHOQOL: measuring quality of life: the development of the World Health Organization quality of life instrument (WHOQOL). Geneva: Division of Mental Health, World Health Organization; 1997: 1-13.
  18. Lodhi FS, Raza O, Montazeri A, Nedjat S, Yaseri M, Holakouie-Naieni K. Psychometric properties of the Urdu version of the World Health Organization's quality of life questionnaire (WHOQOL-BREF). *Med J Islam Repub Iran*. 2017; 31:129.
  19. Ullah I, Jaguga F, Ransing R, Pereira-Sanchez V, Orsolini L, Ori D, de Filippis R, Pakpour AH, Adiukwu F, Kilic O, Hayatudeen N. Fear During COVID-19 pandemic: Fear of COVID-19 Scale Measurement Properties. *Int J Ment Health Addict*. 2022; 20(4):2493-502.

20. Ashraf F, Lee SA, Elizabeth Crunk A. Factorial validity of the Urdu version of the Obsession with COVID-19 Scale: Preliminary investigation using a university sample in Pakistan. *Death Studies*. 2022; 46(5):1059-64.
21. Oremus M, Oremus C, Hall GB, McKinnon MC, ECT & Cognition Systematic Review Team. Inter-rater and test–retest reliability of quality assessments by novice student raters using the Jadad and Newcastle–Ottawa Scales. *BMJ open*. 2012; 2(4):e001368.
22. Xiao Y, Becerik-Gerber B, Lucas G, Roll SC. Impacts of working from home during COVID-19 pandemic on physical and mental well-being of office workstation users. *J Occup Environ Med*. 2021; 63(3):181.  
<https://doi.org/10.1097/JOM.0000000000002097>
23. Imran N, Naz F, Sharif MI, Liaqat S, Riaz M, Khawar A, Azeem MW. Multidimensional impacts of coronavirus pandemic in adolescents in Pakistan: A cross sectional research. *PloS one*. 2022; 17(1):e0262325. <https://doi.org/10.1371/journal.pone.0262325>
24. Tušl M, Brauchli R, Kerksieck P, Bauer GF. Impact of the COVID-19 crisis on work and private life, mental well-being and self-rated health in German and Swiss employees: A cross-sectional online survey. *BMC Public Health*. 2021; 21(1):1-5.
25. Zhen B, Yao B, Zhou X. How does parent–child communication affects posttraumatic stress disorder and growth in adolescents during the COVID-19 pandemic? The mediating roles of self-compassion and disclosure. *J Affect Disord*. 2022; 306:1-8.

Undertaking Form				
Sr. No.	Author Name	Affiliation of Author	Contribution	Signature
1.	Prof. Dr. Rabia Khawar	Department of Applied Psychology, Government College University Faisalabad	Conception, Design, Supervision, Writing, Data Analysis	
2.	Sarnavia Hussain	Department of Applied Psychology, Government College University Faisalabad	Data Collection, Analysis/ Interpretation, Literature Review, Writing	
3.	Dr. Nazish Imran	King Edward Medical University Lahore, Pakistan	Data Collection, Critical review	
	Dr. Imran Ijaz Haider	Fatima Memorial Hospital College of Medicine & Dentistry Lahore, Pakistan	Data Collection, Critical review	